

2018 All-Parish Annual Meeting



ST. THOMAS
EPISCOPAL CHURCH

Rector's Address



2017 Year In Review



Staff Transitions



All Souls Chapel



Youth Vestry Representatives



Retreats



Community Connections a.k.a. Outreach



- Congregations for the Homeless
- Neighbors in Need
- Teen Feed
- Sandwich Makers
- Companion Parish
- Giving Tree
- Material Assistance
- Financial Support to Local & National Agencies



Guatemala Mission Trip



Music @ St. Thomas



Community Life



- 3rd Annual Twelfth Night Thank You Celebration, featuring the Keith Highlander Pipe Band
- Annual All-Parish Meeting
- Westminster Abbey's James O'Donnell Concert & Reception
- Fat Tuesday Feast
- Emergency Preparedness Event with the City of Medina's Emergency Preparedness Committee
- Flower-Arranging Classes
- Without Shame or Fear Brown Bag Luncheon Series with Fr. Lex
- Th(ink): Racial Reconciliation Presentation and Panel Discussion
- Easter Egg Hunt
- Pentecost Picnic, featuring the Chili Cook-off, Bellevue Fire Department and Keith Highlander Pipe Band
- Family Potluck
- Homecoming Fair, featuring 42 ministry groups, food trucks, bouncy house and Medina Police Department
- Supper Club: East Texas Sunday Supper
- Campaign Kick-Off Luncheon
- Blessing of the Animals
- Cyber Security Event with Medina Police and the FBI Cyber Crime Task Force
- All-Hallow's Eve Party
- Ingathering Luncheon
- Mother Karen's Goodbye Potluck
- Faith | Generosity | Community Luncheon, featuring our Guatemala Trip Youth Missionaries
- St. Nicholas Breakfast
- Neighborhood Caroling and Hot Cocoa Party
- NYE Concert: The Sacred Music of Duke Ellington & Reception



Rector Sabbatical

- Vestry Approved Sabbatical
- April 15th - August 15th
- Interim Staffing Plan in Place



Administrative Stewardship

- Ebsworth Life Center Loan Pay Off
- Revised Employee Handbook
- Financial Policies & Procedures Handbook
- Emergency Preparedness Plan

All Things Bright & Beautiful Capital Improvement & Endowment Campaign



All Things Bright & Beautiful Capital Improvement & Endowment Campaign

176 Pledges Totaling \$3,913,692

We expect to be over \$4,000,000 in 2018

Over \$850,000 cash in hand

In your opinion, what is the most important benefit to be realized over the next three to five years as a result of completing the proposed projects?

- Improving the safety, function, integrity of our church building
- Growing the parish & attracting new families
- Promoting our sense of community
- Ensuring the well-being of the Metzler Organ
- Improving our HVAC System
- Improving choir seating & capacity
- Improving sound system & clarity of spoken word

What are other significant benefits to be realized by completing these projects?

- Expanding the potential for varied music and worship opportunities
- Creating a more welcoming Narthex
- Ensuring the safety and security of parishioners & visitors
- Preserving our beautiful sanctuary into the future
- Promoting financial sustainability through growth of the endowment
- Living out our Mission
- Growing membership & number of active families
- Ensuring the safety of our Metzler Organ

Scope Decision Process

What are the elements of project?

Scope Preview Meeting – February 18th



Annual Meeting (Scope Review) – February 25th



Vestry Final Scope Approval - March 17th

Design Decision Process

What do the elements look like and how do they function?

Parish-Wide Design v1 Preview Meeting – April 2018



Parish-Wide Design v2 Review Meeting – May 2018



Vestry Final Design Approval - June 2018

The Vestry, the Board of the St. Thomas Legacy Foundation and the Facilities, Finance, and Capital Campaign Committees have jointly completed an in-depth review of the results of the feasibility study and campaign to date.

Here are their scope recommendations:

Project Scope Recommendations

Church Repairs & Improvements – \$2,900,000

Repairs & Improvements will include:

- Roof Replacement
- Seismic Hardware Installation including Strapping for the Organ and North & South Masonry Wall Reinforcement
- Chancel & Choir Reconfiguration
- Narthex Expansion
- Church Heating System
- Lighting Controls & LED Lighting Fixtures
- Flooring Replacement
- Repair and/or Replace the Pews
- Wilkeson Stone Cleaning & Tuck Pointing
- Sacristy Remodel
- Interior/Exterior Painting & Woodwork Refinishing
- Art Displays & Framing
- Assisted Listening System Upgrade, Audio/Visual System Upgrade & Acoustic Improvements
- Outdoor Signage Repairs
- Carillon Control System Replacement
- Electronic Door Security System
- Landscape Improvements

Project Scope Recommendations cont.

Endowment

\$1,000,000 added to the Endowment from campaign proceeds over the next 5 years and ongoing efforts to further grow the endowment by an additional \$1,000,000 through legacy giving

Outreach Tithe

\$100,000 to be contributed to outreach projects from campaign proceeds over the next 5 years

Project Timeline

- Vestry Final Scope Approval – March
- Design Review & Approval – April through June
- Construction Documents, Permitting & Contractor Selection – July 2018 through March 2019
- Construction Start – June 2019



Questions & comments we've heard

When will construction start and how long will take?

- The planned start of construction is June 2019.
- We anticipate construction will last approximately 6 months, and we hope to be back in the church for Christmas 2019.

How will we pay for construction when all the funds will not have been received before the start of construction?

- We will secure a bridge loan prior to the start of construction that will be paid off as pledges are received.
- Financing costs have been considered in the project cost projections. We anticipate that the loan will be structured with interest only payments and no prepayment penalties.

Where will we worship during construction?

- Worship services will take place in the Ebsworth Life Center during construction.

Are we going to expand the Narthex?

- It is the consensus of the Vestry & Standing Committees that the expansion of the Narthex should be part of the final project scope.

Is there going to be a bathroom in the Narthex?

- The Facilities Committee and Vestry are currently leaning against including a restroom in the Narthex. However, this will be discussed in the Design Review Process and may change based on parishioner feedback.

What will the roof look like?

- The new roof for the sanctuary building will use the same composite shingles used on the Ebsworth Life Center.

What about the heating system?

- We have engaged a heating contractor to undertake a complete review of our existing system and an analysis of the options for providing heating and, potentially, cooling.
- The final decision will be based on cost, overall system reliability and longevity, and ongoing maintenance and operating costs

What about the pews?

- Repair or replacement of pews is part of the proposed final scope.
- The Facility Committee is investigating the cost of repair and replacement, as well as looking at the costs of cathedral chairs.
- Each of these options will be discussed in the Design Review Process, and a final decision will be made based on overall functionality, parishioner feedback, and cost.

What's going to happen to the altar?

- Reconfiguration of the altar and altar platform is anticipated to be part of the final project scope.
- Any alterations to the altar platform would be done in a way that would preserve the appearance of the current altar platform including the basic shape and configuration.
- Altar rails will be preserved.
- The current stone altar would likely be replaced with a hand-crafted wood altar.
- Each of these options will be discussed in the Design Review Process, and a final decision will be made based on overall functionality, parishioner feedback and cost.

2017 Financial Information

Statement of Activities and Changes in Net Assets
2017 Actual to 2017 Financial Plan for Mission Comparison
St. Thomas Episcopal Church
For the Year Ended December 31, 2017
(With Comparative Totals for 2016)

Modified Cash Basis

	2016 Actual	2017 Actual	2017 FPM	2017 Actual to 2017 FPM Difference
Revenues				
Operating Fund Pledge Contributions	\$ 1,069,456	\$ 1,102,788	\$ 1,145,000	\$ (42,212)
All Things Bright & Beautiful Campaign Contributions	\$ -	\$ 813,746	\$ -	\$ 813,746
ELC Contributions	\$ 108,810	\$ 381,946	\$ 31,280	\$ 350,666
Non-Pledge Contributions	\$ 171,237	\$ 211,162	\$ 134,890	\$ 76,272
Other Revenue	\$ 80,875	\$ 228,755	\$ 203,613	\$ 25,142
Operating Investment Returns	\$ 136,780	\$ 12,142	\$ -	\$ 12,142
Other Non-Operating Revenue	\$ 230	\$ 61,916	\$ -	\$ 61,916
Total Revenues	\$ 1,567,388	\$ 2,812,455	\$ 1,514,783	\$ 1,297,672
Expenses				
Program Services				
Worship	\$ 154,755	\$ 185,274	\$ 195,873	\$ (10,599)
Music	\$ 154,686	\$ 169,467	\$ 166,941	\$ 2,526
Christian Formation	\$ 171,258	\$ 249,372	\$ 243,003	\$ 6,369
Community Life	\$ 88,054	\$ 96,801	\$ 87,206	\$ 9,595
Pastoral Care	\$ 56,301	\$ 64,733	\$ 71,341	\$ (6,608)
Outreach	\$ 53,771	\$ 88,586	\$ 70,011	\$ 18,575
Total Program Service Expenses	\$ 678,825	\$ 854,233	\$ 834,375	\$ 19,858
Management				
Communications	\$ 131,530	\$ 64,821	\$ 69,526	\$ (4,705)
Administration	\$ 420,415	\$ 348,344	\$ 334,833	\$ 13,511
Fundraising	\$ -	\$ 120,312	\$ 35,957	\$ 84,355
Total Management Expenses	\$ 551,945	\$ 533,477	\$ 440,316	\$ 93,161
Other Expense				
Diocesan Assessment	\$ 200,158	\$ 182,581	\$ 220,572	\$ (37,991)
Total Other Expenses	\$ 200,158	\$ 182,581	\$ 220,572	\$ (37,991)
Total Expenses	\$ 1,430,928	\$ 1,570,291	\$ 1,495,263	\$ 75,028
Net Income	\$ 136,460	\$ 1,242,164	\$ 19,520	\$ 1,222,644
Net Income Less ELC & All Things Bright & Beautiful Contributions		\$ 46,472		

2017 Financial Information

Consolidated Statement of Activities & Changes in Net Assets St. Thomas Episcopal Church & St. Thomas Legacy Foundation For the Year Ended December 31, 2017 (With Comparative Totals for 2016)

Modified Cash Basis

	Without Donor Restriction	With Donor Restriction	2017 Total	2016 Total
Church Revenues				
Pledge Contributions	\$ 1,102,788	\$ -	\$ 1,102,788	\$ 1,069,456
All Things Bright & Beautiful Campaign Contributions	\$ -	\$ 813,746	\$ 813,746	\$ -
ELC Contributions	\$ -	\$ 381,946	\$ 381,946	\$ -
Non-Pledge Contributions	\$ 211,162	\$ -	\$ 211,162	\$ 223,549
Other Revenue	\$ 228,755	\$ -	\$ 228,755	\$ 222,789
Operating Investment Returns	\$ 12,142	\$ -	\$ 12,142	\$ 221
Other Nonoperating Revenue	\$ 61,916	\$ -	\$ 61,916	\$ 17,356
Net Assets Released from Restriction	\$ 553,093	\$ (553,093)	\$ -	\$ -
Total Church Revenues	\$ 2,169,856	\$ 642,599	\$ 2,812,455	\$ 1,533,371
Church Expenses				
Worship	\$ 185,274	\$ -	\$ 185,274	\$ 154,755
Music	\$ 169,467	\$ -	\$ 169,467	\$ 154,686
Christian Formation	\$ 249,372	\$ -	\$ 249,372	\$ 171,258
Community Life	\$ 96,801	\$ -	\$ 96,801	\$ 88,054
Pastoral Care	\$ 64,733	\$ -	\$ 64,733	\$ 56,301
Outreach	\$ 88,586	\$ -	\$ 88,586	\$ 53,771
Communications	\$ 64,821	\$ -	\$ 64,821	\$ 131,530
Administration	\$ 348,344	\$ -	\$ 348,344	\$ 420,415
Fundraising	\$ 120,312	\$ -	\$ 120,312	\$ -
Diocesan Assessment	\$ 182,581	\$ -	\$ 182,581	\$ 200,158
Total Church Expenses	\$ 1,570,291	\$ -	\$ 1,570,291	\$ 1,430,928
Change in Nets Assets from Church Activites	\$ 599,565	\$ 642,599	\$ 1,242,164	\$ 102,443
Foundation Activity				
Foundation Cash Receipts	\$ 19,287	\$ 2,764	\$ 22,051	\$ 24,683
Foundation Cash Disbursements	\$ (3,119)	\$ -	\$ (3,119)	\$ (4,578)
Investment Returns	\$ 31,577	\$ 40,405	\$ 71,982	\$ 60,885
Releases from Donor Restriction	\$ 15,838	\$ (15,838)	\$ -	\$ -
Change in Nets Assets from Foundation Activites	\$ 63,583	\$ 27,331	\$ 90,914	\$ 80,990
Total Change in Net Assets	\$ 663,148	\$ 669,930	\$ 1,333,078	\$ 183,433
Net Assets - Beginning of Year	\$ 10,774,225	\$ 323,004	\$ 11,097,229	\$ 10,913,796
Net Assets - End of Year	\$ 11,437,373	\$ 992,934	\$ 12,430,307	\$ 11,097,229

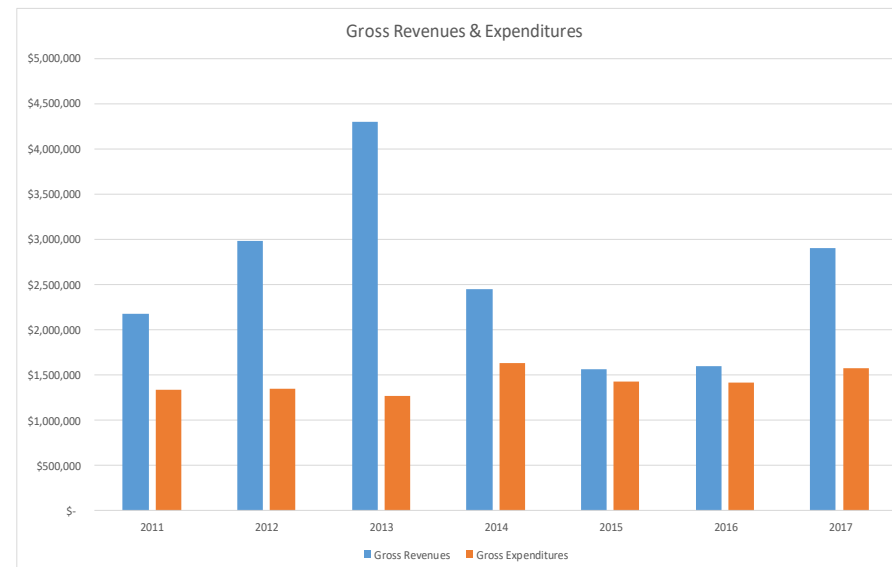
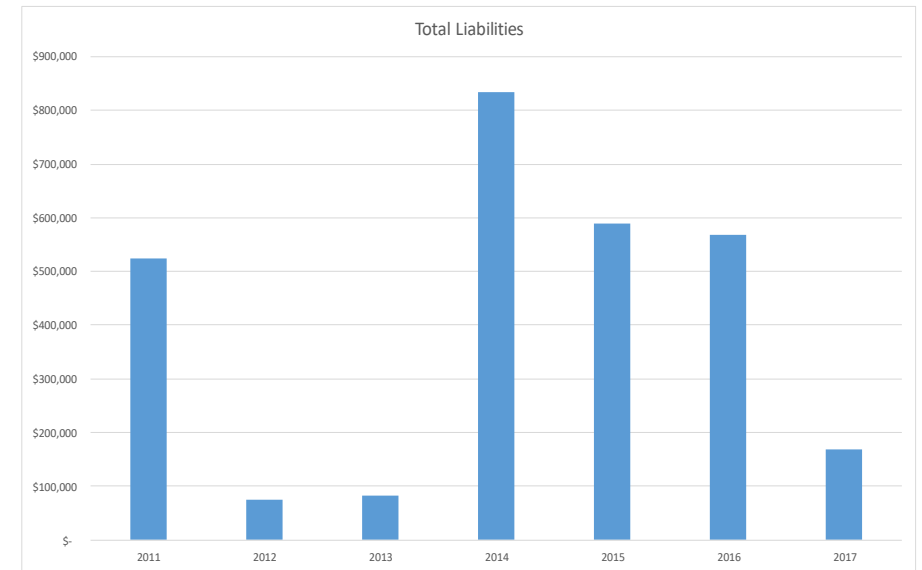
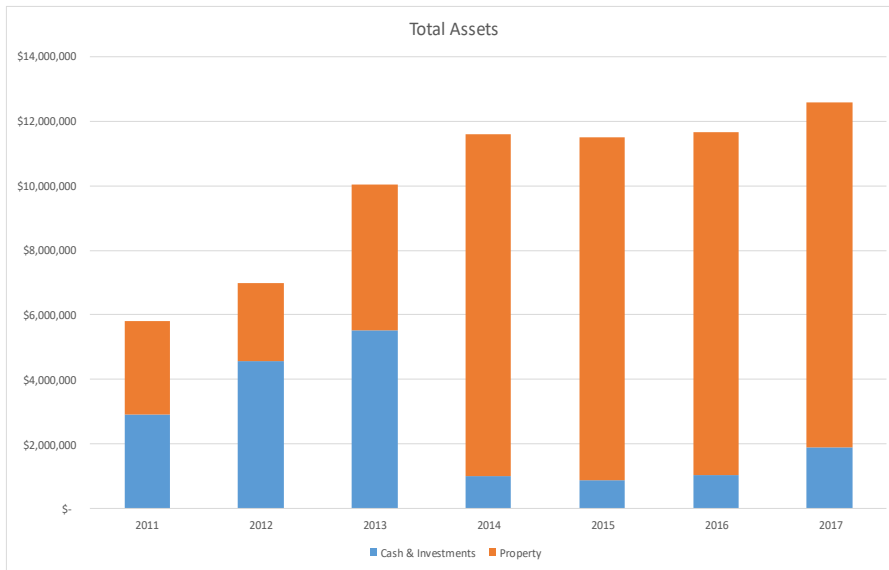
2017 Financial Information

Consolidated Statement of Financial Position St. Thomas Episcopal Church & St. Thomas Legacy Foundation For the Year Ended December 31, 2017 (With Comparative Totals for 2016)

Modified Cash Basis

Assets	Legacy		2017	2016
	Church	Foundation	Total	Total
Cash & Cash Equivalents	\$ 1,107,821	\$ 29,978	\$ 1,137,799	\$ 391,021
Investments	\$ 66,897	\$ 680,126	\$ 747,023	\$ 642,776
Property, Buildings & Fixtures (at cost)	\$ 10,713,504	\$ -	\$ 10,713,504	\$ 10,632,224
Total Assets	\$ 11,888,222	\$ 710,104	\$ 12,598,326	\$ 11,666,021
Liabilities & Net Assets				
Liabilities				
Refundable Advances (Prepaid Pledges)	\$ 118,457	\$ -	\$ 118,457	\$ 132,170
Accounts Payable	\$ -	\$ -	\$ -	\$ 105
Agency Funds	\$ 49,562	\$ -	\$ 49,562	\$ 46,860
Bank Debt	\$ -	\$ -	\$ -	\$ 389,657
Total Liabilities	\$ 168,019	\$ -	\$ 168,019	\$ 568,792
Net Assets				
Without Donor Restriction	\$ 11,026,769	\$ 359,769	\$ 11,386,538	\$ 10,774,225
With Donor Restriction	\$ 693,434	\$ 350,335	\$ 1,043,769	\$ 323,004
Total Net Assets	\$ 11,720,203	\$ 710,104	\$ 12,430,307	\$ 11,097,229
Total Liabilities & Net Assets	\$ 11,888,222	\$ 710,104	\$ 12,598,326	\$ 11,666,021

2017 Financial Information



2017 Financial Information

Consolidated Statement of Cash Flows
St. Thomas Episcopal Church & St. Thomas Legacy Foundation
For the Year Ended December 31, 2017
(With Comparative Totals for 2016)

	2017	Modified Cash Basis 2016
Cash Flows from Operating Activities		
Change in Net Assets	\$ 1,333,078	\$ 183,433
Noncash Transactions - (Gain) Loss on Investments	\$ (68,419)	\$ (41,286)
Adjustments to Reconcile Change in Net Assets to Net Cash Provided by Operating Activities		
Change in Refundable Advances	\$ (13,711)	\$ 38,340
Change in Accounts Payable	\$ (105)	\$ (29,051)
Change in Agency Funds	\$ 2,702	\$ 35,927
Contributions Restricted for Long-Term Purposes	\$ (1,195,692)	\$ (108,810)
Contributions Restricted for Permanent Purposes	\$ (2,764)	\$ (5,122)
Net Cash Provided by Operating Activities	\$ 55,089	\$ 73,431
Cash Flows from Investing Activities		
Purchase of Property, Buildings & Fixtures	\$ (81,280)	\$ (13,048)
Sale of Investments	\$ 568,229	\$ 129,414
Purchase of Investments	\$ (604,059)	\$ (110,430)
Net Cash (Used) Provided by Investing Activities	\$ (117,110)	\$ 5,936
Cash Flows from Financing Activities		
Paydown of ELC Line of Credit	\$ (389,657)	\$ (65,000)
Payoff of ELC Loan	\$ -	\$ (390,000)
Proceeds from Bank Debt	\$ -	\$ 391,287
Payments on ELC Loan	\$ -	\$ (1,630)
Proceeds from Contributions & Income Restricted for Long Term Purposes	\$ 1,195,692	\$ 108,810
Proceeds from Contributions Restricted for Investment in Endowments	\$ 2,764	\$ 5,122
Net Cash Provided by Financing Activities	\$ 808,799	\$ 48,589
Net Change in Cash & Cash Equivalents	\$ 746,778	\$ 127,956
Cash & Cash Equivalents at Beginning of Year	\$ 391,021	\$ 263,065
Cash & Cash Equivalents at End of Year	\$ 1,137,799	\$ 391,021
Supplemental Cash Flow Information		
Cash Paid for Interest	\$ 10,435	\$ 20,606

2018 Annual Fund Pledge Campaign Summary as 2/19/2018

	<u>2018</u>	<u>2017</u>	<u>2016</u>
Total Amount Pledged	\$ 1,020,318	\$ 1,110,161	\$ 1,059,119
Total Number of Pledges	223	260	284
Average Pledge	\$ 4,575	\$ 4,270	\$ 3,741
Median Pledge	\$ 2,860	\$ 2,550	\$ 2,000

2018 Financial Plan for Mission

	2018 FPM	2017 FPM	2017 Actual	2016 Actual	2018 FPM to 2017 FPM		% of 2018 FPM Total
					\$ Difference	% Difference	
Revenue							
Operating Fund Pledge Contributions	\$ 1,074,000	\$ 1,145,000	\$ 1,102,788	\$ 1,069,456	\$ (71,000)	-6%	49%
All Things Bright & Beautiful Pledge Contributions	\$ 747,469	\$ -	\$ 813,746	\$ -	\$ 747,469	0%	34%
ELC Pledge Contributions	\$ 15,000	\$ 31,280	\$ 381,946	\$ 108,810	\$ (16,280)	-52%	1%
Non-Pledge Contributions	\$ 156,650	\$ 134,890	\$ 211,162	\$ 137,230	\$ 21,760	16%	7%
Endowment Distributions & Bequests	\$ 71,000	\$ 80,000	\$ 71,051	\$ 80,875	\$ (9,000)		3%
Lease Revenue Revenue	\$ 125,285	\$ 123,601	\$ 157,704	\$ 136,779	\$ 1,684	1%	6%
Operating Investment Returns	\$ 74	\$ 12	\$ 12,142	\$ 221	\$ 62	517%	0%
Total Revenues	\$ 2,189,478	\$ 1,514,783	\$ 2,750,539	\$ 1,533,371	\$ 674,695	45%	100%
Expenses							
Program Services							
Worship	\$ 192,507	\$ 198,552	\$ 185,274	\$ 154,755	\$ (6,045)	-3%	23%
Music	\$ 168,150	\$ 167,486	\$ 169,467	\$ 154,686	\$ 664	0%	20%
Christian Formation	\$ 247,997	\$ 263,685	\$ 249,372	\$ 171,258	\$ (15,688)	-6%	30%
Community Life	\$ 98,094	\$ 96,287	\$ 96,801	\$ 88,054	\$ 1,807	2%	12%
Pastoral Care	\$ 60,988	\$ 71,382	\$ 64,733	\$ 56,301	\$ (10,394)	-15%	7%
Outreach	\$ 60,107	\$ 70,373	\$ 88,586	\$ 53,771	\$ (10,266)	-15%	7%
Total Program Service Expenses	\$ 827,843	\$ 867,765	\$ 854,233	\$ 678,826	\$ (39,922)	-5%	100%
Management							
Communications	\$ 63,857	\$ 69,602	\$ 64,821	\$ 131,530	\$ (5,745)	-8%	14%
Administration	\$ 341,260	\$ 338,608	\$ 348,344	\$ 420,415	\$ 2,652	1%	77%
Fundraising	\$ 37,941	\$ 35,992	\$ 120,312	\$ -	\$ 1,949	5%	9%
Total Management Expenses	\$ 443,058	\$ 444,202	\$ 533,477	\$ 551,945	\$ (1,144)	0%	100%
Other Expenses							
Diocesan Assessment	\$ 208,966	\$ 220,572	\$ 182,581	\$ 200,158	\$ (11,606)	-5%	100%
Total Other Expenses	\$ 208,966	\$ 220,572	\$ 182,581	\$ 200,158	\$ (11,606)	-5%	100%
Total Expenses	\$ 1,479,867	\$ 1,532,538	\$ 1,570,291	\$ 1,430,928	\$ (52,671)	-3%	
Net Ordinary Income	\$ 709,611	\$ (17,755)	\$ 1,180,248	\$ 102,443	\$ 727,366	-4097%	
Other Income	\$ 53,075	\$ 37,275	\$ 61,916	\$ 17,356	\$ 15,800	42%	
Net Income	\$ 762,686	\$ 19,520	\$ 1,242,164	\$ 102,443	\$ 743,166	3807%	
Net Income Less ATBB & ELC Gifts	\$ 217						

Vestry Elections



Trish
Evison



Bonnie
Grant



Mike
Allert



Fred
McConkey

Recognitions & Appreciations

Outgoing Vestry Class

Bill Cahill

Anne Corley

Molly McConkey

Fred Williams

Junior & Senior Warden

Michael Greenberg

Anne Corley

All Things Bright & Beautiful Campaign Steering Committee

Kristen & Bill McSherry, Co-Chairs

Mary & Fred Williams, Co-Chairs

Gwynn & Fred Barkman

Judy & Dave Katri

Anne Corley, Senior Warden

Fred & Molly McConkey

Michael Greenberg, Junior Warden

Marilee McCorriston

Lex Breckinridge, Rector

Greg Murray, Chief Operating Officer

Facilities Committee

Mark Nelson, Chair

Rollie Dawson

Jim Hughes

Fred

Fred Pneuman

Rob Reifsnyder

Greg Murray, Staff Liaison

Finance Committee

Brian Evison, Chair

Fred Barkman, Treasurer

Anne Bentley

Peter Farr

Kirk Rorrer

Greg Murray, Staff Liaison

St. Thomas Legacy Foundation Board of Directors

Fred Barkman, President

Mike Allert, Treasurer

David Paranchych, Secretary

Martha Freitag

Michael Greenberg, Junior Warden

Curt Young

Greg Murray, Rector's Representative



ST. THOMAS

LEGACY FOUNDATION

2017 Year In Review

- Support for All Things Bright & Beautiful Campaign Start Up Costs
- Endowment & Reserve Fund Management & Oversight
- Endowment Distributions to the Parish

2017 Financial Information

St. Thomas Legacy Foundation Endowment Distributions

Columbarium Endowment		2017	2016
	Distribution to Parish	\$ 6,299	\$ 7,664
	Overhead Distribution	\$ 1,575	\$ 1,916
Buildings & Grounds Endowment			
	Distribution to Parish	\$ 2,083	\$ 2,061
	Overhead Distribution	\$ 522	\$ 515
Sustaining Fund			
	Distribution to Parish	\$ 6,090	\$ 6,141
	Overhead Distribution	\$ 1,523	\$ 1,535
Behkne Music Fund			
	Distribution to Parish	\$ 6,272	\$ 6,109
	Overhead Distribution	\$ 1,569	\$ 1,527
St. Thomas Endowment			
	Distribution to Parish	\$ 307	\$ -
	Overhead Distribution	\$ 78	\$ -
Total Endowment Distributions			
	Total Distribution to Parish	\$ 21,051	\$ 21,975
	Overhead Distribution	\$ 5,265	\$ 5,494

2017 Financial Information

Statement of Activities & Changes in Fund Balances
St. Thomas Legacy Foundation
For the Year Ended December 31, 2017
(With Comparative Totals for 2016)

Modified Cash Basis

	<u>Operating Fund</u>	<u>Liturgical Supply Fund</u>	<u>Sabbatical Reserve Fund</u>	<u>Music Reserve Fund</u>	<u>Outreach Reserve Fund</u>	<u>PMREF Reserve Fund</u>	<u>Endowments</u>	<u>2017 Total</u>	<u>2016 Total</u>
Cash Receipts									
Cash Receipts from Fund Activities	\$ -	\$ 886	\$ -	\$ 5,150	\$ 3,530	\$ 721	\$ 11,764	\$ 22,051	\$ 24,683
Dividends & Interest	\$ -	\$ 275	\$ 326	\$ 3	\$ 1,924	\$ 2	\$ 11,914	\$ 14,444	\$ 19,811
Gain (Loss) on Investments	\$ -	\$ 1,131	\$ 1,427	\$ -	\$ 7,407	\$ -	\$ 47,573	\$ 57,538	\$ 41,065
Overhead fees for Operations	\$ 5,267	\$ -	\$ -	\$ -	\$ -	\$ -	\$ (5,267)	\$ -	\$ -
Transfers	\$ -	\$ -	\$ -	\$ -	\$ -	\$ 7,842	\$ (7,842)	\$ -	\$ -
Total Cash Receipts	\$ 5,267	\$ 2,292	\$ 1,753	\$ 5,153	\$ 12,861	\$ 8,565	\$ 58,142	\$ 94,033	\$ 85,559
Cash Disbursements									
Fess & Service Charges	\$ 1,016	\$ -	\$ -	\$ -	\$ -	\$ -	\$ -	\$ 1,016	\$ (568)
Interest Expense	\$ -	\$ -	\$ -	\$ -	\$ -	\$ -	\$ -	\$ -	\$ 171
Professional Services	\$ 2,103	\$ -	\$ -	\$ -	\$ -	\$ -	\$ -	\$ 2,103	\$ 4,975
Distributions to Church	\$ -	\$ -	\$ -	\$ -	\$ 13,012	\$ -	\$ 21,051	\$ 34,063	\$ 57,998
Total Cash Disbursements	\$ 3,119	\$ -	\$ -	\$ -	\$ 13,012	\$ -	\$ 21,051	\$ 37,182	\$ 62,576
Total Changes in Fund Balances from Cash Receipts and Disbursements	\$ 2,148	\$ 2,292	\$ 1,753	\$ 5,153	\$ (151)	\$ 8,565	\$ 37,091	\$ 56,851	\$ 22,983
Fund Balances - Beginning of Year	\$ 11,768	\$ 11,074	\$ 11,474	\$ 5,316	\$ 92,576	\$ -	\$ 521,045	\$ 653,253	\$ 630,270
Fund Balances - End of Year	\$ 13,916	\$ 13,366	\$ 13,227	\$ 10,469	\$ 92,425	\$ 8,565	\$ 558,136	\$ 710,104	\$ 653,253

2017 Financial Information

St. Thomas Legacy Foundation Endowment Fund Balances & Activity as of 12/31/17

	Endowments					Sustaining Fund	Total
	Behnke Music Endowment	Buildings & Grounds Endowment	Columbarium Endowment	St. Thomas Endowment			
Balance as of 12/31/2016	\$ 144,829	\$ 48,805	\$ 141,394	\$ 36,904	\$ 149,113	\$ 521,045	
Contributions	\$ -	\$ -	\$ -	\$ 2,764	\$ -	\$ 2,764	
Columbarium Niche Proceeds	\$ -	\$ -	\$ 9,000	\$ -	\$ -	\$ 9,000	
Transfers to Other Funds	\$ -	\$ -	\$ -	\$ (7,842)	\$ -	\$ -	
Interest & Dividends	\$ 3,678	\$ 453	\$ 3,533	\$ 821	\$ 3,429	\$ 11,914	
Gain on Investments	\$ 15,204	\$ 409	\$ 14,685	\$ 3,427	\$ 13,848	\$ 47,573	
Distribution to the Church	\$ (6,272)	\$ (2,083)	\$ (6,299)	\$ (307)	\$ (6,090)	\$ (21,051)	
Overhead Distribution	\$ (1,570)	\$ (522)	\$ (1,574)	\$ (78)	\$ (1,523)	\$ (5,267)	
Current Year Excess of Support & Revenue Over Expenses	\$ 11,040	\$ (1,743)	\$ 19,345	\$ (1,215)	\$ 9,664	\$ 44,933	
Balance as of 12/31/2017	\$ 155,869	\$ 47,062	\$ 160,739	\$ 35,689	\$ 158,777	\$ 565,978	

St. Thomas Legacy Foundation Endowment Fund Balance Restrictions as of 12/31/17

	Endowments					Sustaining Fund	Total
	Behnke Music Endowment	Buildings & Grounds Endowment	Columbarium Endowment	St. Thomas Endowment			
Net Assets Without Donor Restriction							
Vestry-Designated	\$ -	\$ 47,062	\$ 160,739	\$ -	\$ -	\$ 207,801	
Total Net Assets Without Donor Restriction	\$ -	\$ 47,062	\$ 160,739	\$ -	\$ -	\$ 207,801	
Net Assets With Donor Restriction							
Accumulated Earnings on Endowment	\$ 50,039	\$ -	\$ -	\$ 4,979	\$ 133,009	\$ 188,027	
Endowment Corpus	\$ 105,830	\$ -	\$ -	\$ 30,710	\$ 25,768	\$ 162,308	
Total Net Assets Without Donor Restriction	\$ 155,869	\$ -	\$ -	\$ 35,689	\$ 158,777	\$ 350,335	
Total Endowment	\$ 155,869	\$ 47,062	\$ 160,739	\$ 35,689	\$ 158,777	\$ 558,136	

St. Thomas Legacy Foundation Elections



Martha
Freitag



ST. THOMAS
EPISCOPAL CHURCH